

Sold to VINCENT OAKES by J. W Pepper & Son, Inc.

CGE277

Two-part

Also available: Three-part Mixed (CGE276); P/A CD (CGECD112)

SING!

Mary Lynn Lightfoot

edited by

DISTINCTIVE CHORAL MUSIC FOR CLASSROOM, CONCERT AND FESTIVAL



choristersguild

A Jubilant Song

Victor C. Johnson




www.choristersguild.org

A Jubilant Song




Two-part and Piano*

Words by Victor C. Johnson
and Traditional Latin

Music by
Victor C. Johnson



① With energy (♩ = 126)



Performance time: ca. 1:50

*Also available: Three-part Mixed (CGE276); Performance/Accompaniment CD (CGECD112).

Copyright © 2018 Choristers Guild. All rights reserved. Printed in U.S.A.
Reproduction of all or any portion in any form is prohibited without permission of the publisher.

The copying of this music is prohibited by law and is not covered by CCLI, LicenSing, or OneLicense.net.

9

I

Lift up your voice— in ju - bi - lant song!

II

Piano accompaniment for measures 9-10. The right hand plays chords: G4-B4-D5, A4-B4-C5, B4-A4-G4, F4-E4-D4, C4. The left hand plays chords: G3-B2-D3, A2-B2-C3, B2-A2-G2, F2-E2-D2, C2.

11

I

Can - ta - te Do - mi - no can - ti - cum no - vum.

II

Piano accompaniment for measures 11-12. The right hand plays chords: G4-B4-D5, A4-B4-C5, B4-A4-G4, F4-E4-D4, C4. The left hand plays chords: G3-B2-D3, A2-B2-C3, B2-A2-G2, F2-E2-D2, C2.

13

I

Lift up your voice,— sing and re - joice,— al - le -

II

Piano accompaniment for measures 13-14. The right hand plays chords: G4-B4-D5, A4-B4-C5, B4-A4-G4, F4-E4-D4, C4. The left hand plays chords: G3-B2-D3, A2-B2-C3, B2-A2-G2, F2-E2-D2, C2.

2

15

I
lu - ia!

II
f
Can - ta - te Do - mi - no can -

17

I
- ti - cum no - vum. Lift up your voice— in ju -

II
- ti - cum no - vum. Lift up your voice— in ju -

19

I
f
Can - ta - te Do - mi - no can -

II
- bi - lant song! Can - ta - te Do - mi - no can -

6

21

I
- ti - cum no - vum. Lift up your voice,—

II
- ti - cum no - vum. Lift up your voice,—

23

I
sing and re - jice,—— al - le - lu - ia!

II
sing and re - jice,— al - le - lu - ia!

25

I
Can - ta - te Do - mi - no!

II
Can - ta - te Do - mi - no!

3

28 *mf flowing*

I O let your heart sing a ju - bi-lant new

II *mf flowing*
O let your heart sing a ju - bi-lant new

31

I song, and let your spir - it be

II song, and let your spir - it be

34 4

I glad! ————— Come let us

II glad, let your spir - it be glad!

37

I raise a joy - ful song of praise.

II Come let us raise a song of praise.

40 *sub. mp* *cresc. poco a poco*

I Al - le - lu - ia, al - le - lu -

II *sub. mp* *cresc. poco a poco*
Al - le - lu - ia, al - le - lu -

sub. mp *cresc. poco a poco*

42 5 *f* *rhythmically, as at first*

I ia! Can - ta - te Do - mi - no can -

II ia! *f* *rhythmically, as at first*
Can - ta - te Do - mi - no can -

f *rhythmically, as at first*

45

I
- ti - cum no - vum. Lift up your voice— in ju -

II
- ti - cum no - vum. Lift up your voice— in ju -

47

I
- bi - lant song! Can - ta - te Do - mi - no can -

II
- bi - lant song!— Can - ta - te Do - mi - no can -

49

I
- ti - cum no - vum. Lift up your voice,—

II
- ti - cum no - vum. Lift up your voice,—

10

51 6

I
sing and re-joyce, — al - le - lu - ia, al - le - lu - ia!

II
sing and re-joyce, — al - le - lu - ia, al - le - lu - ia!

54 *mf* *majestically*

I
mf Can - ta - te, can - ta - te, can - ta - te, *majestically*

II
mf Can - ta - te, can - ta - te, *majestically*

mf *majestically*

57 *cresc.* *f*

I
cresc. can - ta - te Do - mi - no! Al - le - lu - ia! *f*

II
cresc. can - ta - te Do - mi - no! Al - le - lu - ia! *f*

cresc. *f*